



District® Perfect Tri® Tee. DM130



Three yarns form the perfect easygoing look.

- 4.5-ounce, 50/25/25 poly/combed ring spun combed cotton/rayon, 32 singles
- Tear-away label
- 1X1 rib knit neck
- shoulder to shoulder taping

Please note: Some colors in this style are produced as both tubular and side seamed. Your order may contain a combination of both tees.

Tri-Blend fabric infuses each garment with unique character. Please allow for slight color variations. Due to the heat sensitivity of tri-blend fabrics, special care must be taken throughout the printing process. Consult your decorator or ink supplier for best printing practices.

CARE INSTRUCTIONS

Machine wash cold with like colors. Only non-chlorine bleach. Tumble dry low. Warm iron if necessary

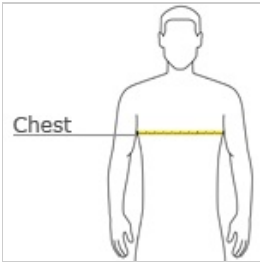


front



back

HOW TO MEASURE



CHEST WIDTH



























Measure under the arm and around the fullest part of the chest with arms down, keeping tape horizontal.

SIZE CHART

| | XS | S | M | L | XL | 2XL | 3XL | 4XL |
|-------|-------|-------|-------|-------|-------|-------|-------|-------|
| Chest | 32-34 | 35-37 | 38-40 | 41-43 | 44-46 | 47-49 | 50-53 | 54-57 |

COLOR INFORMATION

Please note: PMS code information is shown only when an exact match is available.

| | | | | | | | | | | |
|---|--|---|---|---|--|---|--|---|---|---|
|  Aqua Heather PMS 325C |  Black PMS BLACK C |  Black Frost PMS 426C |  Blush Frost PMS 2341C |  Charcoal |  Classic Red PMS 187C |  Coyote Brown Heather PMS 2328C |  Deep Orange Heather PMS 173C |  Deep Royal PMS 7687C |  Deepest Grey PMS 426C |  Desert Tan Heather PMS 4269C |
|  Flint Blue Heather PMS 4136C |  Fuchsia Frost PMS 2452C |  Green Frost PMS 2417C |  Grey Frost PMS COOL GREY 11C |  Heathered Charcoal PMS 7540C |  Heathered Dusty Peach PMS 7513C |  Heathered Dusty Sage PMS 5575C |  Heathered Forest Green PMS 446C |  Heathered Grey PMS 430C |  Heathered Lavender |  Heathered Neptune Blue PMS 7694C |
|  Heathered Russet PMS 7610C |  Heathered Teal PMS 2238C |  Maritime Frost |  Maroon Frost PMS 504C |  Military Green Frost PMS 7771C |  Natural |  Navy Frost PMS 2379C |  New Navy PMS 533C |  Ochre Yellow Heather PMS 7563C |  Purple Frost PMS 668C |  Red Frost PMS 200C |



Royal Frost
PMS 7684C



Turquoise Frost
PMS 7703C



White